
CHAIN QUARTERLY REPORT

TOWER HAMLETS

JULY - SEPTEMBER 2022

**SUPPORTED BY
MAYOR OF LONDON**



CHAIN

COPYRIGHT

**Greater London Authority
October 2022**

Published by
Greater London Authority
City Hall
Kamal Chunchie Way
London
E16 1ZE
www.london.gov.uk

CHAIN enquiries 020 7840 4451

Copies of this report are available
from <http://data.london.gov.uk>

CONTENTS

1. INTRODUCTION

2. ROUGH SLEEPER POPULATION ANALYSIS

Headlines

Achieving no second night out

No one living on the streets

Intermittent rough sleepers

3. SPATIAL DISTRIBUTION

Bedded down street contacts by area: Borough level

Bedded down street contacts by area: Greater London level

4. NATIONALITY

Nationality: Rolling figures

Nationality: Breakdown by area

5. DEMOGRAPHICS

Gender

Age

Ethnicity

6. SUPPORT NEEDS

7. INSTITUTIONAL & ARMED FORCES HISTORY

8. ACCOMMODATION & RECONNECTION OUTCOMES

9. METHODOLOGY

1. INTRODUCTION

This quarterly report presents information about people seen rough sleeping by outreach teams in Tower Hamlets in July - September 2022. Information is derived from the 'Combined Homelessness and Information Network' (CHAIN), a database commissioned and funded by the Greater London Authority (GLA) and managed by Homeless Link. For more information see www.homeless.org.uk/chain

New rough sleepers	Those who had not been contacted by outreach teams rough sleeping before the period
Living on the streets	Those who have had a high number of contacts over 3 weeks or more which suggests they are living on the streets
Intermittent rough sleepers	People who were seen rough sleeping before the period began at some point, and contacted in the period - but not regularly enough to be 'living on the streets'

For more information about the methods used to derive statistics for this report, and definitions of different groups, please see the Methodology section.

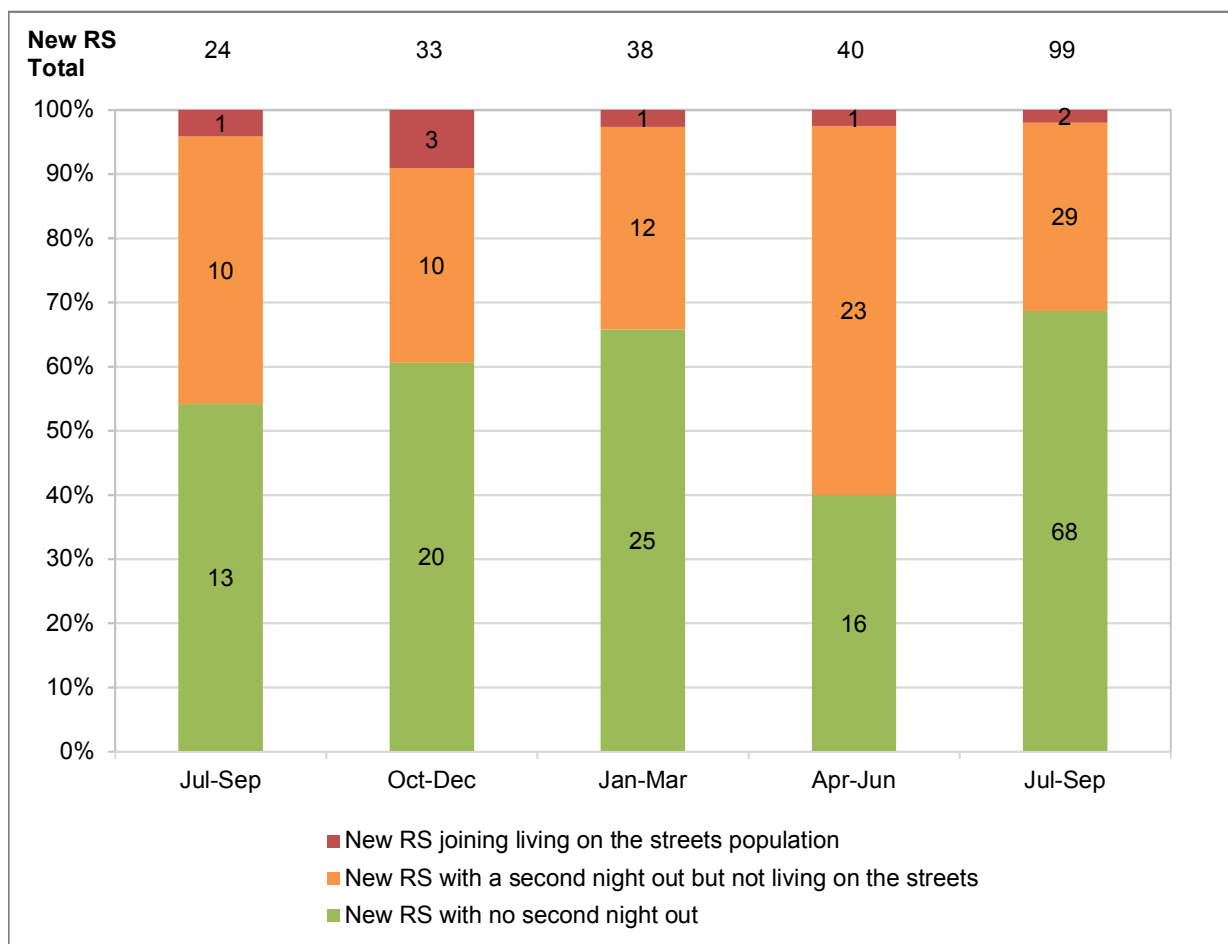
2. ROUGH SLEEPER POPULATION ANALYSIS

Tower Hamlets: Headlines

Volumes	No. Rough Sleepers	Change from last period	Change on same period last year
New Rough Sleepers (All)	99	+59	+75
New RS with no second night out	68	+52	+55
New RS with a second night out but not living on the streets	29	+6	+19
New RS joining living on the streets population*	2	+1	+1
Living on the Streets (All)	30	+4	+15
LOS - Transferred from new RS*	2	+1	+1
LOS - Known	27	+3	+13
LOS - RS205+	1	0	+1
Intermittent Rough Sleepers	65	+26	+16
Total	192	+88	+105

*This cohort is listed under both new RS and living on the streets headings, but is only counted once towards the overall total

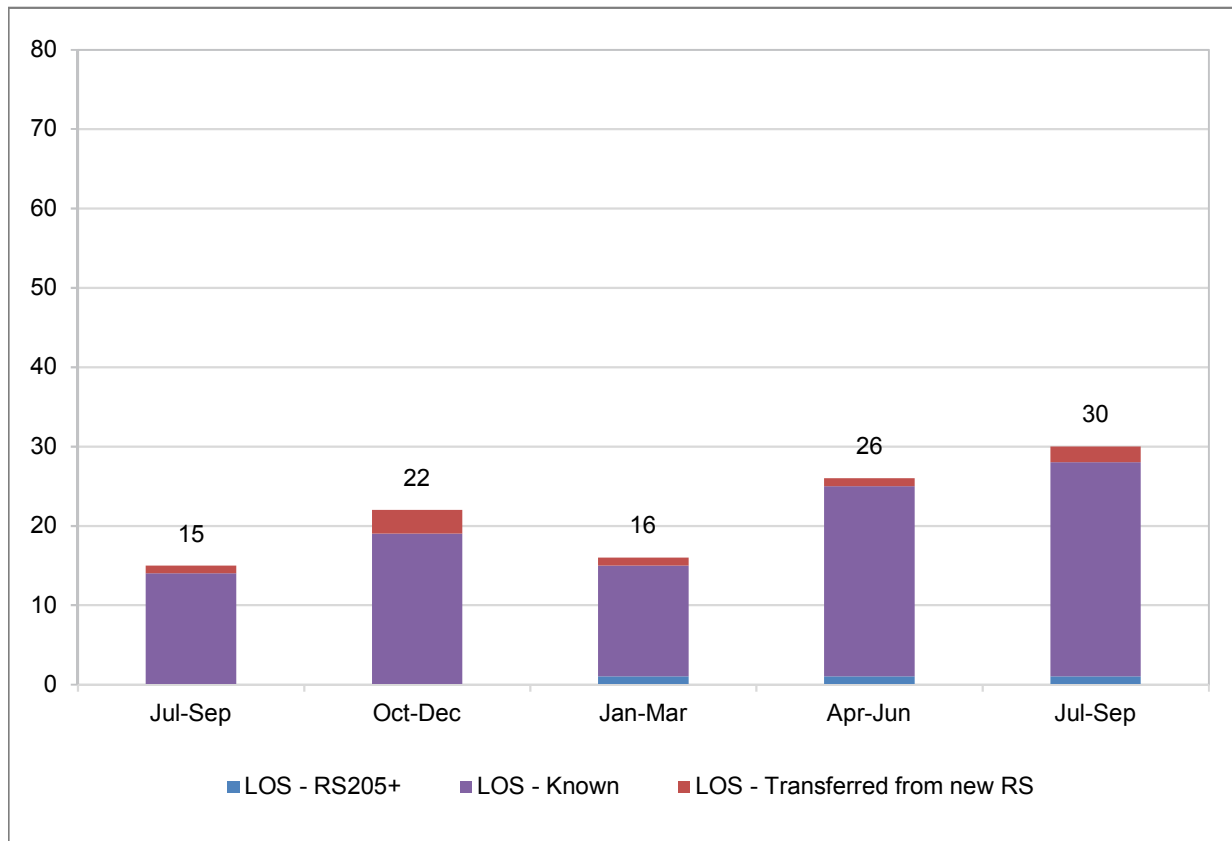
Tower Hamlets: Achieving No Second Night Out



Category	No. this period
New RS with no second night out	68
New RS with a second night out but not living on the streets	29
New RS joining living on the streets population	2
Total	99

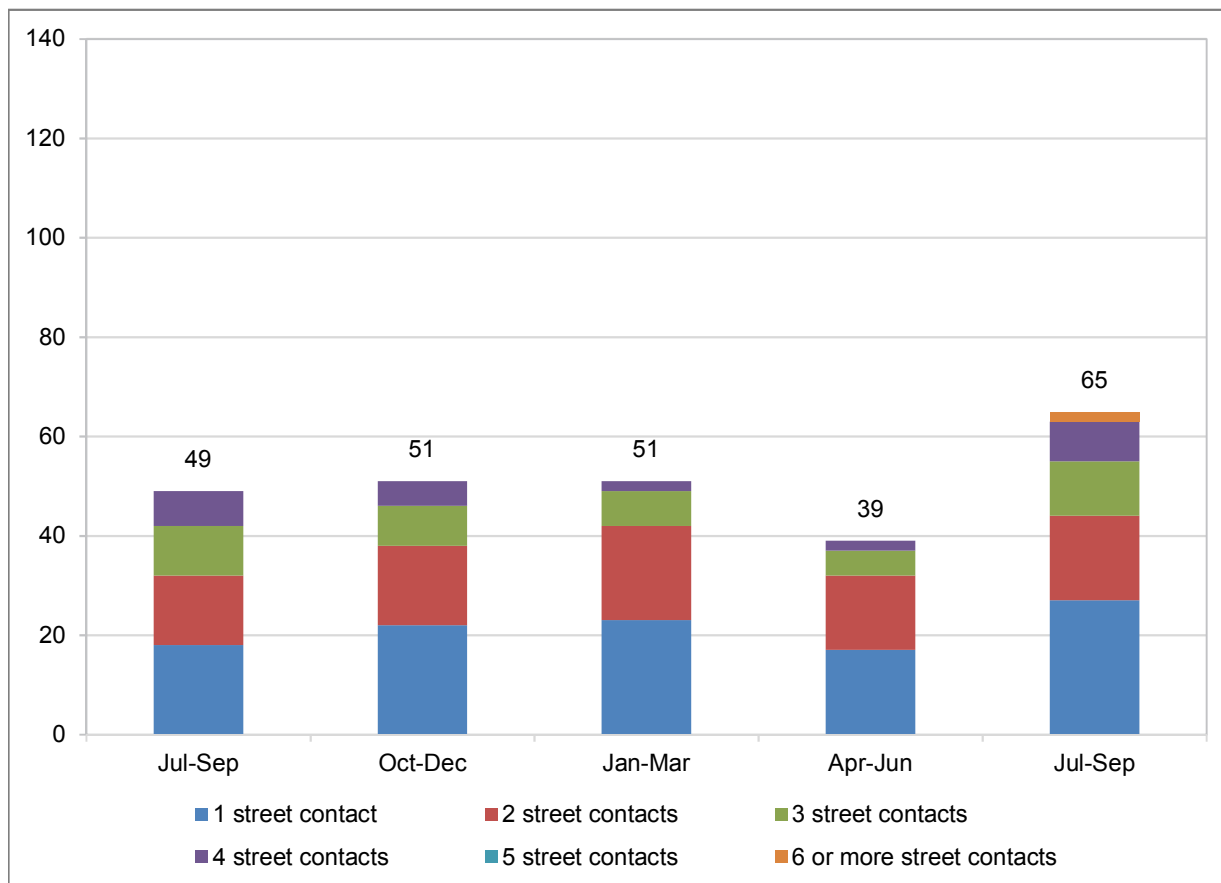
Note: New RS = New rough sleepers

Tower Hamlets: No One Living on the Streets



Category	No. this period
LOS - Transferred from new RS	2
LOS - Known	27
LOS - RS205+	1
Total	30

Tower Hamlets: Intermittent Rough Sleepers

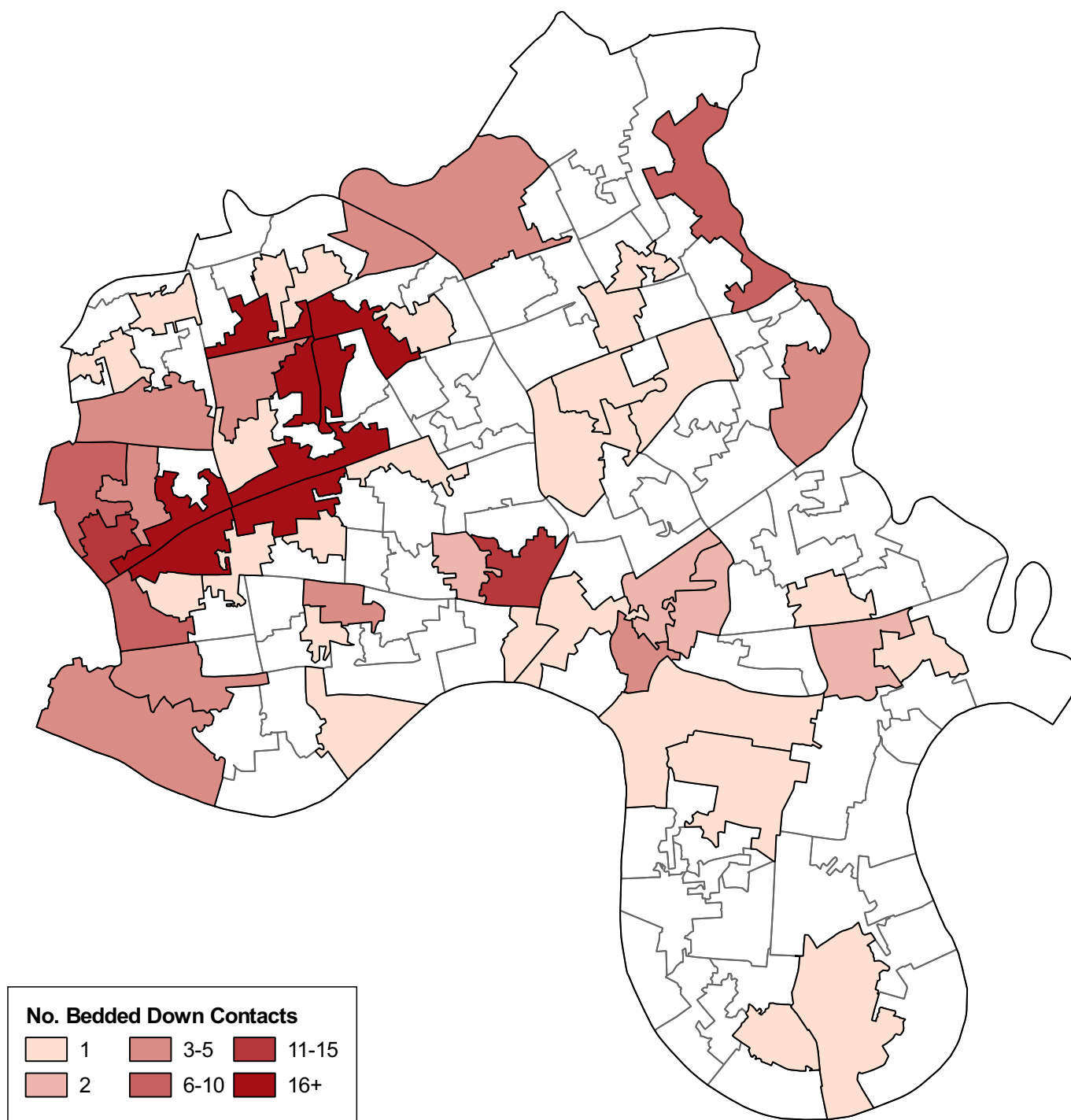


No. bedded down street contacts during this period	No. intermittent rough sleepers
1 street contact	27
2 street contacts	17
3 street contacts	11
4 street contacts	8
5 street contacts	0
6 or more street contacts	2
Total	65

3. SPATIAL DISTRIBUTION

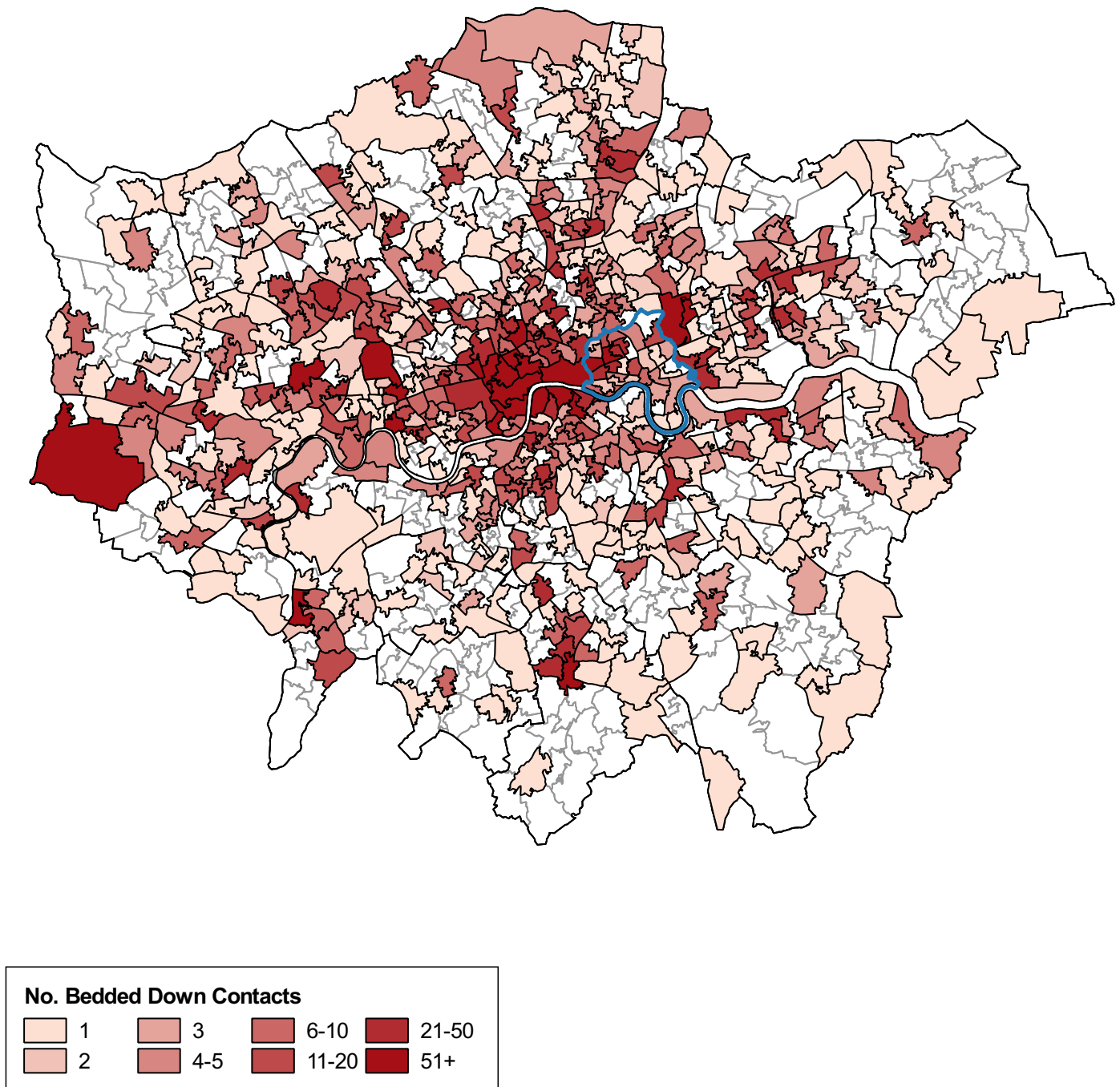
Bedded down street contacts by area: Borough level

The map below shows the number of bedded down street contacts recorded in each Lower Super Output Area within the borough during the period. It is important to note that this represents volume of contacts rather than individuals, and some people may have been seen on multiple occasions within a given area.



Bedded down street contacts by area: Greater London level

The map below shows the number of bedded down street contacts recorded in each Middle Super Output Area across Greater London during the period, with Tower Hamlets outlined in blue. It is important to note that this represents volume of contacts rather than individuals, and some people may have been seen on multiple occasions within a given area.



4. NATIONALITY

Nationality: Rolling figures

Nationality of people seen rough sleeping by outreach services.

Nationality	Jan-Mar 22		Apr-Jun 22		Jul-Sep 22	
	No.	%	No.	%	No.	%
UK	55	54.5%	58	59.2%	91	58.3%
Romania	14	13.9%	4	4.1%	11	7.1%
Poland	4	4.0%	2	2.0%	8	5.1%
Portugal	2	2.0%	4	4.1%	6	3.8%
Lithuania	3	3.0%	1	1.0%	0	0.0%
Ireland (Republic of)	0	0.0%	2	2.0%	1	0.6%
Italy	3	3.0%	4	4.1%	3	1.9%
Bulgaria	0	0.0%	2	2.0%	1	0.6%
Hungary	0	0.0%	1	1.0%	1	0.6%
Latvia	2	2.0%	2	2.0%	4	2.6%
Spain	1	1.0%	1	1.0%	2	1.3%
Other European (EEA) countries	4	4.0%	3	3.1%	5	3.2%
Europe (EEA)	33	32.7%	26	26.5%	42	26.9%
Europe (Non-EEA)	1	1.0%	0	0.0%	3	1.9%
Europe (Not known)	0	0.0%	0	0.0%	2	1.3%
Eritrea	0	0.0%	1	1.0%	5	3.2%
Nigeria	2	2.0%	1	1.0%	1	0.6%
Sudan	0	0.0%	1	1.0%	1	0.6%
Somalia	1	1.0%	1	1.0%	0	0.0%
Algeria	1	1.0%	0	0.0%	0	0.0%
Other African countries	2	2.0%	2	2.0%	2	1.3%
Africa	6	5.9%	6	6.1%	9	5.8%
India	1	1.0%	3	3.1%	2	1.3%
Afghanistan	0	0.0%	0	0.0%	0	0.0%
Iran	1	1.0%	0	0.0%	0	0.0%
Pakistan	0	0.0%	0	0.0%	1	0.6%
Sri Lanka	0	0.0%	0	0.0%	0	0.0%
Other Asian countries	3	3.0%	3	3.1%	4	2.6%
Asia	5	5.0%	6	6.1%	7	4.5%
Americas	0	0.0%	1	1.0%	2	1.3%
Australasia	1	1.0%	1	1.0%	0	0.0%
Not known	3		6		36	
Total (excl. not known)	101	100.0%	98	100.0%	156	100.0%
Total (incl. not known)	104		104		192	

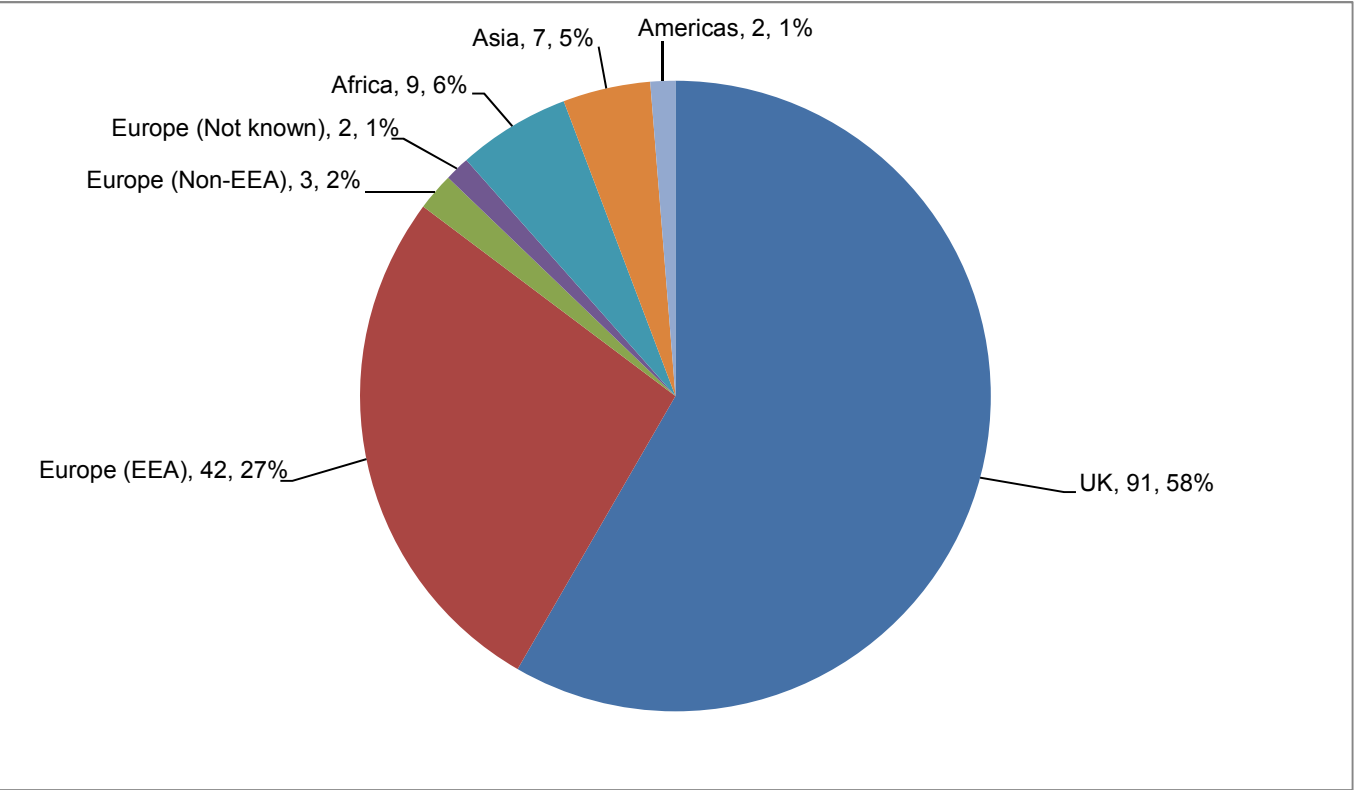
Note: Percentages are calculated from total excluding clients whose nationality was not known or not recorded.

In individual borough reports some nationalities included in the table above may have '0' clients recorded against them – these nationalities are included in this standardised table as they represent a significant number of clients across London as a whole.

As of 2022/23 Q1, we have adjusted categories used for nationality reporting, so that the ten countries previously categorised as CEE are now included in the broader category of Europe (EEA).

Nationality: Breakdown by area

Nationality of people seen rough sleeping by outreach services, grouped by area.

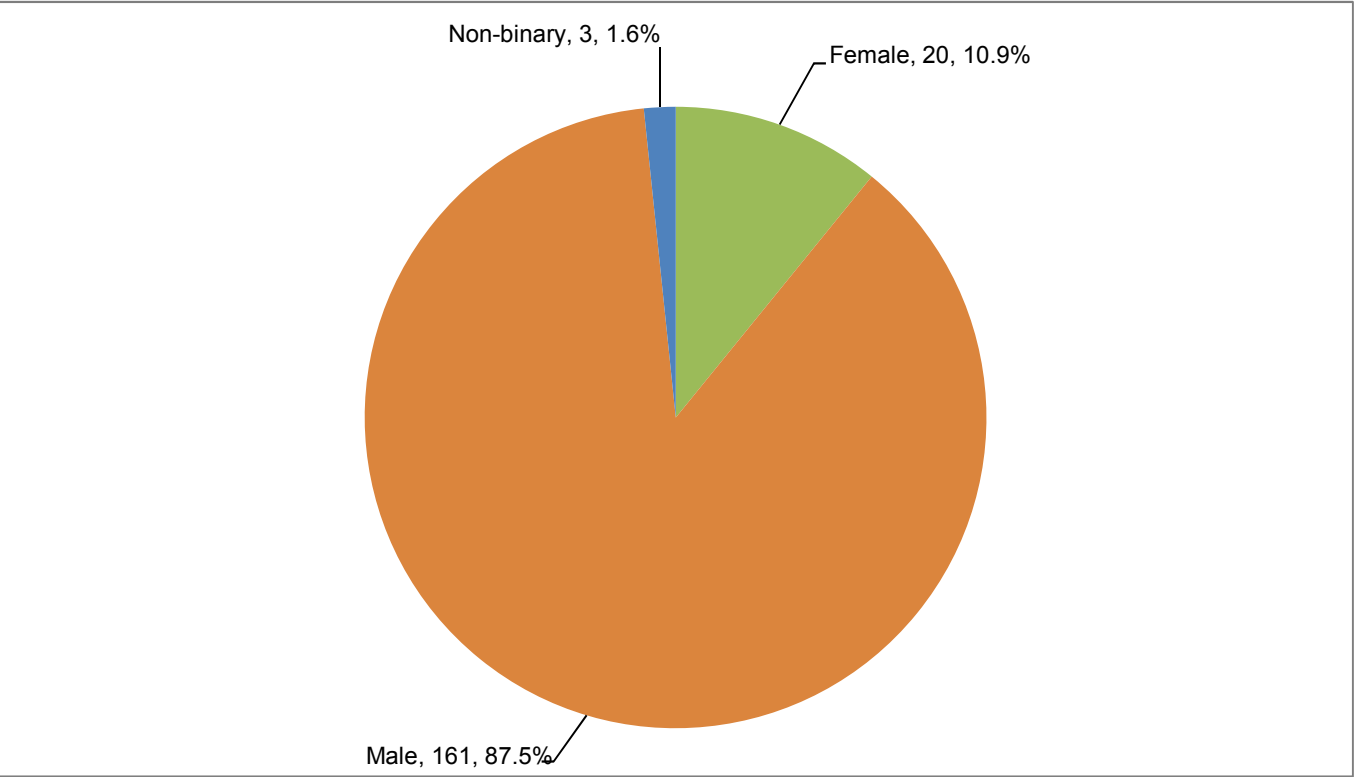


Base: 156. Note that the base figure for this chart excludes clients whose nationality is not known or recorded.

5. DEMOGRAPHICS

Gender

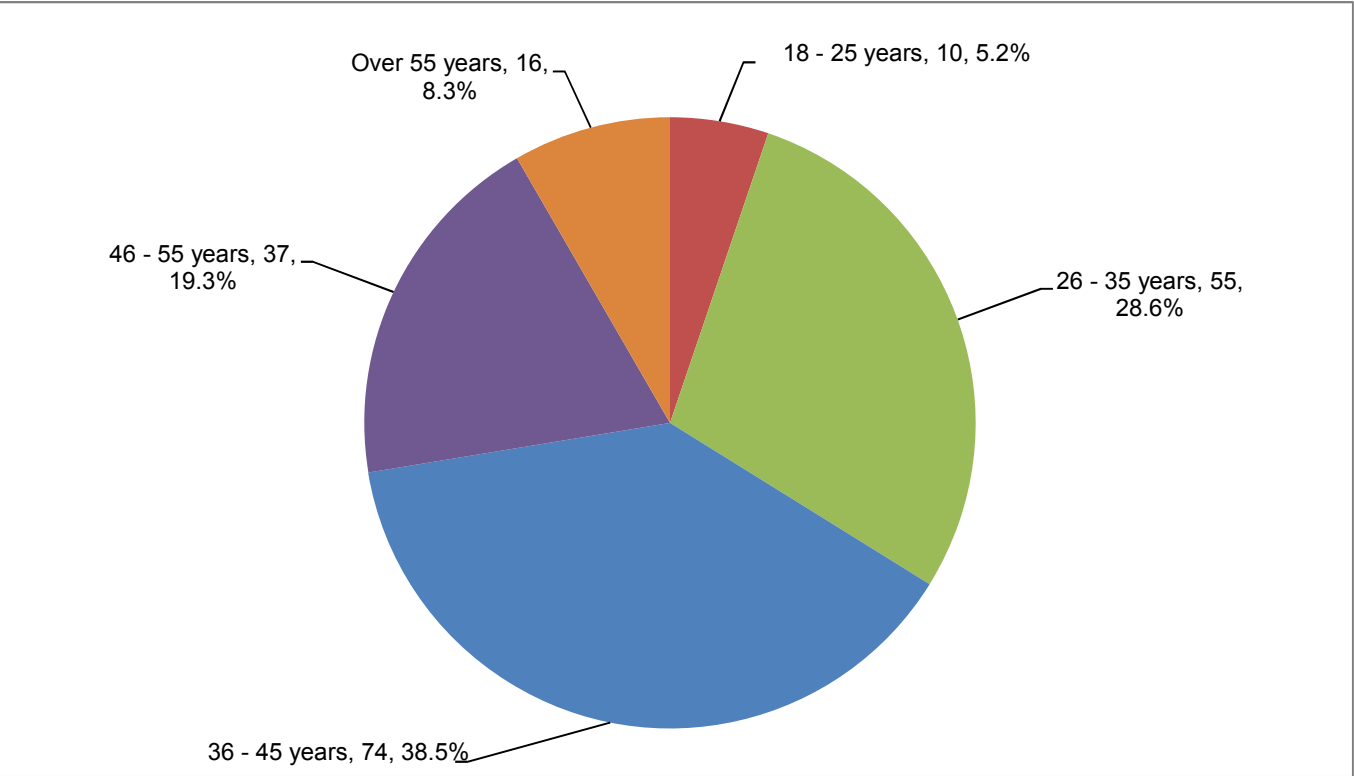
Gender of people seen rough sleeping by outreach services.



Base: 184 people seen rough sleeping whose gender was known. This excludes 8 people whose gender was not known.

Age

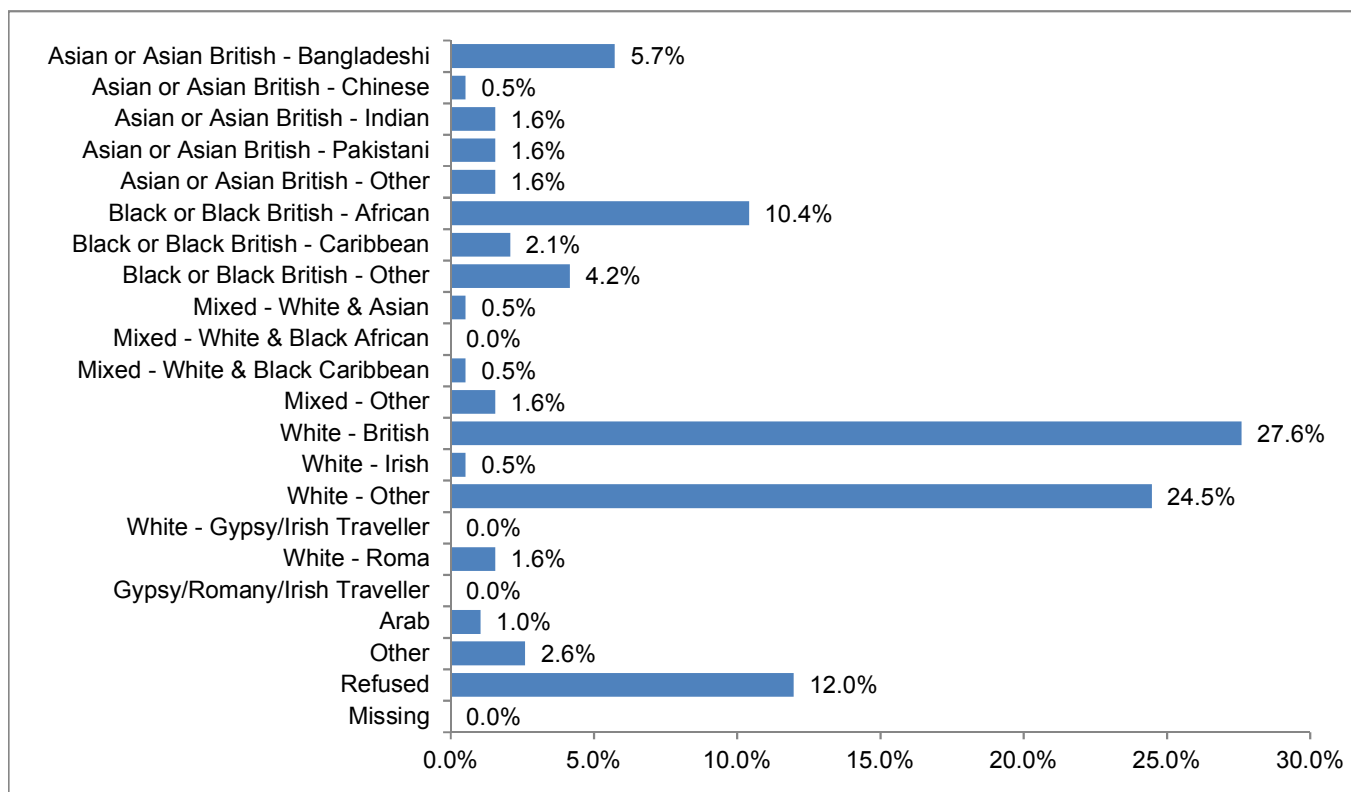
Age of people seen rough sleeping by outreach services.



Base: 192

Ethnicity

Ethnicity of people seen rough sleeping by outreach services.

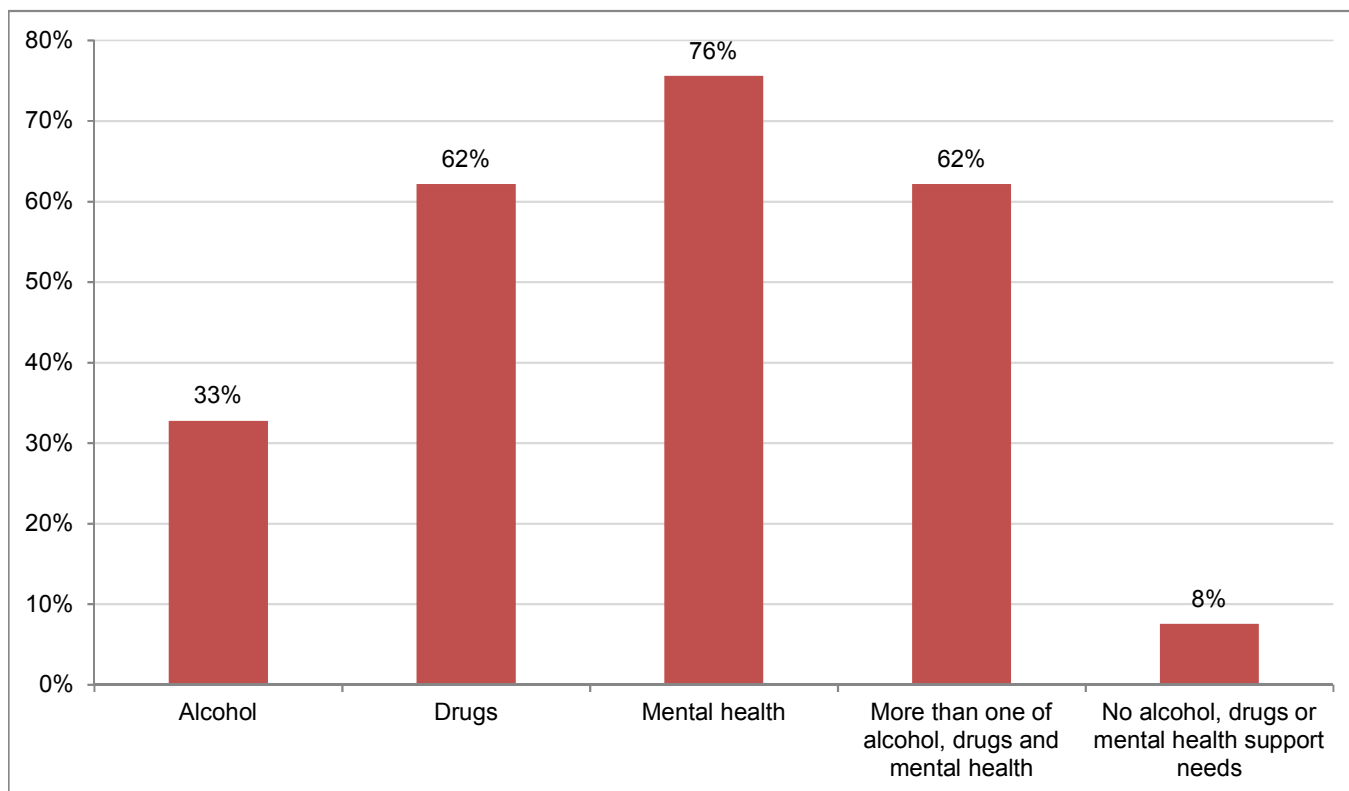


Base: 192

The previously employed category of 'Gypsy/Romany/Irish Traveller' was replaced with separate categories for 'White - Gypsy/Irish Traveller' and 'White - Roma' in April 2021. However, many people seen rough sleeping during the period may not have had their ethnicity information updated to reflect these new categories, so the original category is also included in the graph.

6. SUPPORT NEEDS

Support needs of people seen rough sleeping by outreach services.



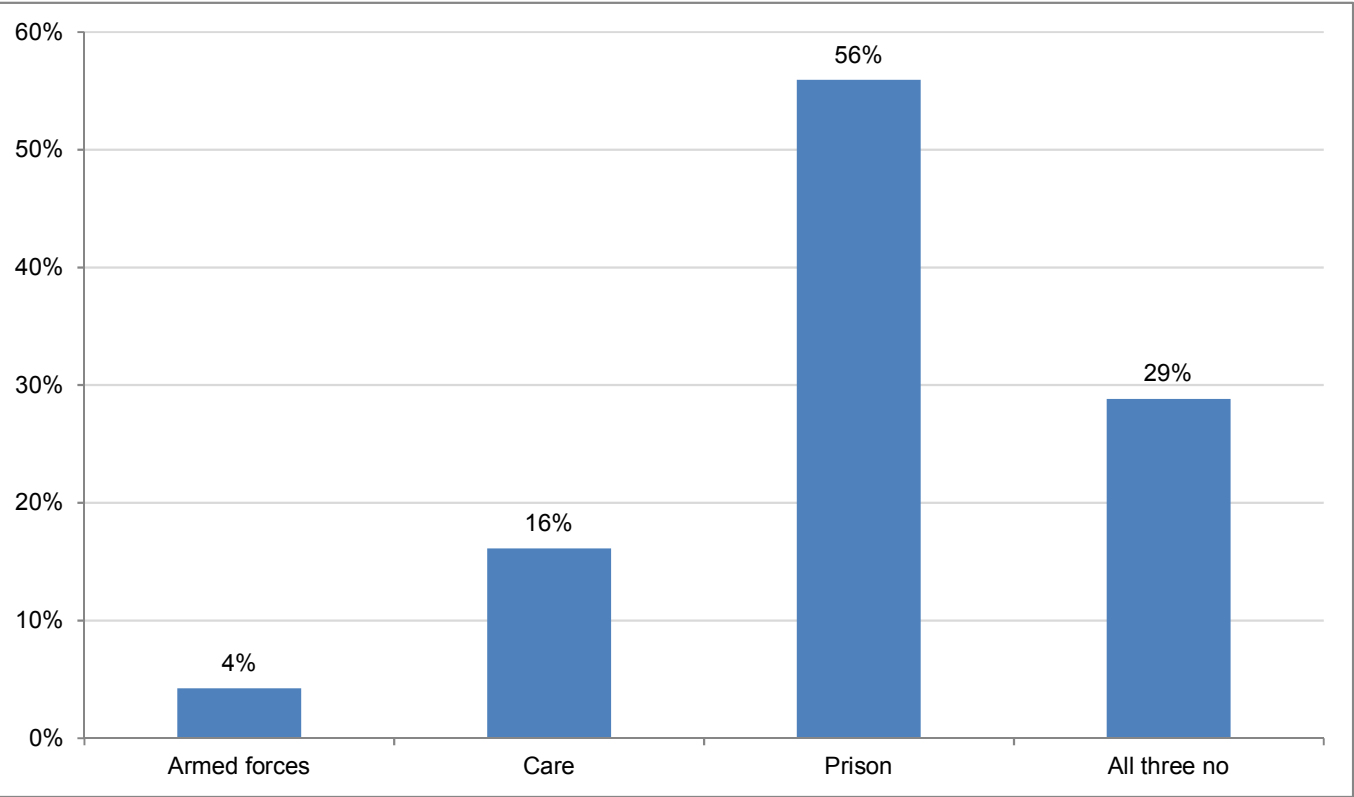
Base: 119. Note that the base figure for this chart excludes people for whom all three support needs are not known or not assessed (73)

Support Needs	No. people	% of people seen rough sleeping
Alcohol only	1	1%
Drugs only	8	7%
Mental health only	23	19%
Alcohol and drugs	7	6%
Alcohol and mental health	8	7%
Drugs and mental health	36	30%
Alcohol, drugs and mental health	23	19%
All three no	9	8%
All three no, not known or not assessed	4	3%
All three not known or not assessed	73	
Total (excl. not assessed)	119	100%
Total (incl. not assessed)	192	

Note: Total excluding not known or assessed is used as base for percentages.

7. INSTITUTIONAL & ARMED FORCES HISTORY

People seen rough sleeping by outreach services, by experience of armed forces, care or prison.



Base: 118. Note that the base figure for this chart excludes people for whom all three institutional histories are not known or not recorded.

Nationality of rough sleepers with experience of armed forces:

Nationality	No. people	% of people seen rough sleeping
UK	1	1%
Non-UK	4	3%
Not known/recorded	0	0%
Total	5	4%

8. ACCOMMODATION & RECONNECTION OUTCOMES

Reconnections and bookings into accommodation achieved for verified rough sleepers by borough based services during the period.

Accommodation and reconnection outcomes by number of people:

	Apr-Jun 22	Jul-Sep 22
Outcome	No. people	No. people
Booked into accommodation or reconnected	38	22
Booked into accommodation	33	20
Booked into hub, shelter or emergency accommodation	10	2
Booked into temporary accommodation	23	15
Booked into long term accommodation	6	9
Reconnected	7	2

Note: Some people may have been booked into more than one type of accommodation during the period.

Reconnection outcomes by number of events:

	Apr-Jun 22		Jul-Sep 22	
Reconnection reason	No. events	%	No. events	%
Return to home area	6	86%	2	100%
Seeking work	1	14%	0	0%
Move to area for friends/family	0	0%	0	0%
Move to area with appropriate services	2	29%	1	50%
Reconnections total	7		2	

Note: An individual may have had more than one reconnection during the period. Reconnections can be recorded with multiple reasons, so the overall total will be lower than the combined sum of the separate reconnection reasons. Percentages are based on the total number of reconnections.

	Apr-Jun 22		Jul-Sep 22	
Reconnection destination	No. events	%	No. events	%
UK - London	4	57%	0	0%
UK - outside London	3	43%	0	0%
Central and Eastern Europe	0	0%	0	0%
Other Europe	0	0%	1	50%
Rest of the world	0	0%	1	50%
<i>Not known</i>	0		0	
Reconnections total (excl. destination not known)	7	100%	2	100%

Note: An individual may have had more than one reconnection during the period.

Accommodation outcomes by number of events:

Accommodation type	Apr-Jun 22		Jul-Sep 22	
	No. events	%	No. events	%
Hubs, shelters and emergency accommodation				
COVID-19 Emergency Accommodation (Local)	0	0%	0	0%
Hub	0	0%	0	0%
Nightstop	0	0%	1	3%
SWEP (Local)	10	23%	1	3%
SWEP (Pan-London)	0	0%	0	0%
Winter/Night Shelter	0	0%	0	0%
<i>Hubs, shelters and emergency accommodation subtotal</i>	<i>10</i>	<i>23%</i>	<i>2</i>	<i>6%</i>
Temporary accommodation				
Assessment centre	1	2%	0	0%
Bed & breakfast	3	7%	3	10%
Clinic/Detox/Rehab	0	0%	0	0%
Friends & family	0	0%	0	0%
Hostel	5	12%	5	16%
Local authority temporary accommodation	11	26%	10	32%
Staging post	0	0%	0	0%
Other temporary accommodation	7	16%	2	6%
<i>Temporary accommodation subtotal</i>	<i>27</i>	<i>63%</i>	<i>20</i>	<i>65%</i>
Long-term accommodation				
Care home	0	0%	0	0%
Clearing House/RSI	0	0%	1	3%
Local authority tenancy (general needs)	1	2%	1	3%
Private rented sector - independent	0	0%	0	0%
Private rented sector - with some floating support	0	0%	0	0%
RSL tenancy (general needs)	0	0%	1	3%
Sheltered housing	0	0%	0	0%
Supported housing	4	9%	6	19%
Tied accommodation	0	0%	0	0%
Other long-term accommodation	1	2%	0	0%
<i>Long term accommodation subtotal</i>	<i>6</i>	<i>14%</i>	<i>9</i>	<i>29%</i>
Total	43	100%	31	100%

Note: An individual may have been booked into accommodation more than once during the period.

9. METHODOLOGY

From January 2014 onwards, CHAIN rough sleeping figures returned to being reported on a quarterly basis, following a two year period of reporting on a bi-monthly cycle.

Alongside the change in reporting period, we have also made some other adjustments to our reporting methodology. People who have been seen rough sleeping in more than one borough during the period will now be counted towards the figures for each relevant borough, rather than being assigned to one borough only, as was previously the case with bi-monthly reports. This means that the overall unique rough sleepers total for London will not be the same as the sum of all separate borough figures.

The new quarterly reports continue to employ the methodology of assigning rough sleepers to categories based on the following factors:

- Whether they were new rough sleepers during the period
- How many times they were seen rough sleeping during the period
- Number of days elapsed between first and last time they were seen rough sleeping during the period

We continue to apply the same thresholds for the above factors to the quarterly reporting period that we previously used for bi-monthly reporting. A further explanation of the individual categories follows.

New rough sleepers

New rough sleepers, who were seen for the first time during the period. The total number of new rough sleepers is broken down into those who were seen just once and did not have a second night out, those who were seen on several occasions, but as yet have not been on the streets long enough to count as 'living on the streets', and those new to the streets who remained there long enough to fulfil the criteria for 'living on the streets' (outlined below).

Living on the streets (LOS)

With the designation 'living on the streets' we refer to rough sleepers who have stayed on the streets after arriving, and are entrenched or at risk of becoming so. In determining who is counted as living on the streets we have used a combination of time on the streets (three or more weeks between the earliest and latest bedded down contact) and number of bedded down contacts (five or more contacts) during the period we are reporting on. If a person is seen bedded down six times, but only during one week, he or she does not count. If a person has four bedded down contacts, but spread over two months, he or she would also not count. To be counted a rough sleeper must have both elements.

The reporting period covers three months. However, to ensure that we do not miss those whose rough sleeping crosses over reporting periods we look back for the three weeks immediately before the start of the three month reporting period. For a rough sleeper in these circumstances, if they are not seen again, he or she will not be reported living on the streets in the next period.

The LOS total will include some who were new to the streets in the period, but whose stay extended beyond three weeks and who were seen bedded down at least five times - these are transferred from the new rough sleeper figures (shown in red in both section one and two of the report).

It is important to note that a rough sleeper who is included in the LOS total will not necessarily have been living on the streets for the entirety of the quarter in question, but they were living on the streets for a significant period during the quarter. The LOS total will also include some who are no longer on the streets, having gone into accommodation (or disappeared). They will not appear in the subsequent LOS total. Rough sleepers will only count as LOS during the period where they meet the above definition.

RS205+ refers to people who have been identified as especially hard to help because of their prolific history of rough sleeping. This group appear in the LOS chart if they have any number of bedded down contacts within the two months being reported on.

Intermittent rough sleepers

Intermittent rough sleepers are those who are not new in this period, and have not been seen rough sleeping enough to be deemed living on the streets. This group includes those who sleep rough periodically for very short periods (including some street drinkers and beggars). It also will include those who return to the streets for a longer period (but in this period less than the 'living on the streets' definition). Those that go on to be living on the streets will appear in that category in the next period.

SUPPORTED BY
MAYOR OF LONDON

